

1. Survey purpose

This survey aims to study the post-training employment status, change of job grade, and utilization of the technology, skills and knowledge acquired in Japan for the technical intern trainees who completed the technical intern training program and returned to their home countries, which clarifies the actual situations for the trainees who returned to their home countries and provides basic information for ensuring appropriate and smooth operation of the technical intern training program.

2. Survey target

24,789 technical intern trainees who completed the technical intern training (Until FY2018 the technical intern training (ii)) and returned or were scheduled to return to their home countries (China, Vietnam, Indonesia, Philippines, and Thailand) within the period from August to November 2019.

3. Survey method

- (1) The OTIT sends the questionnaire and guidebook on how to respond to online survey in the trainees native languages to the supervising organizations and implementing organizations of individual-enterprise-type training and requests them to distribute it based on the numbers of the trainees who belong to them.
- (2) Respondents answer the questionnaire and return it to the OTIT survey office by mail from their home countries or respond online from their home countries.
- (3) The questionnaire is on an anonymous basis and multiple choice style with some free text spaces.

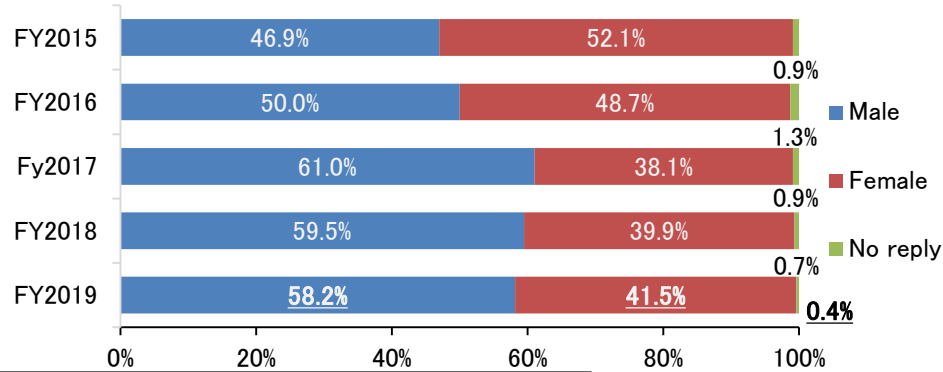
4. Number of respondents and response rate

Number of survey targets	Number of respondents	Response rate
24,789	7,096	28.6%

Breakdown of trainees who responded

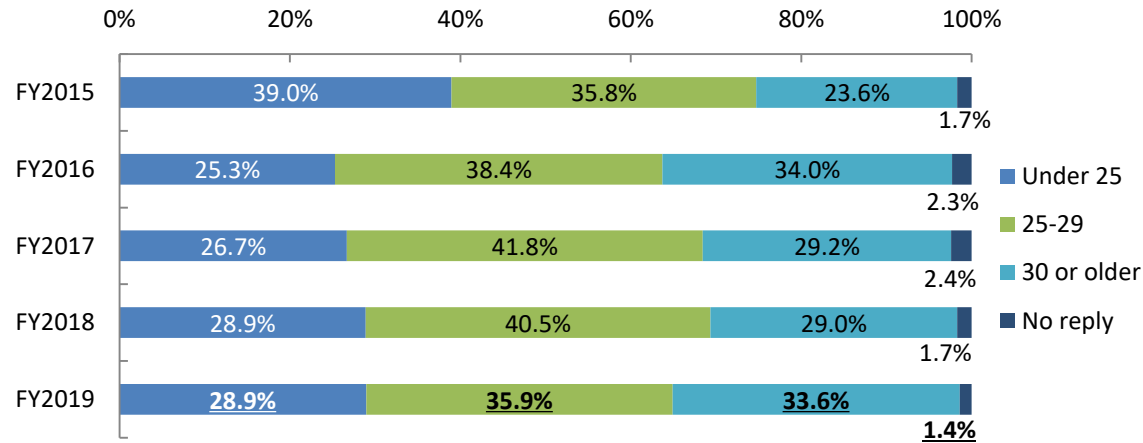
Gender

Male accounts for 58.2% and female, 41.5%.



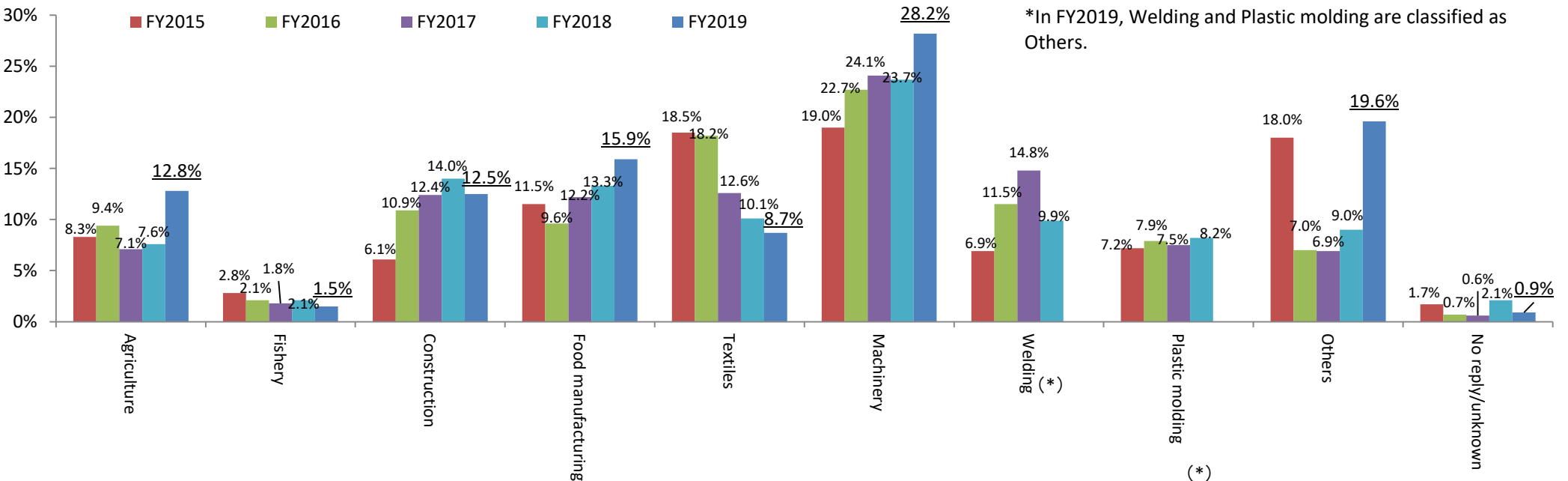
Age of trainees

Trainees aged under 30 years account for 64.8%.



Job categories of trainees

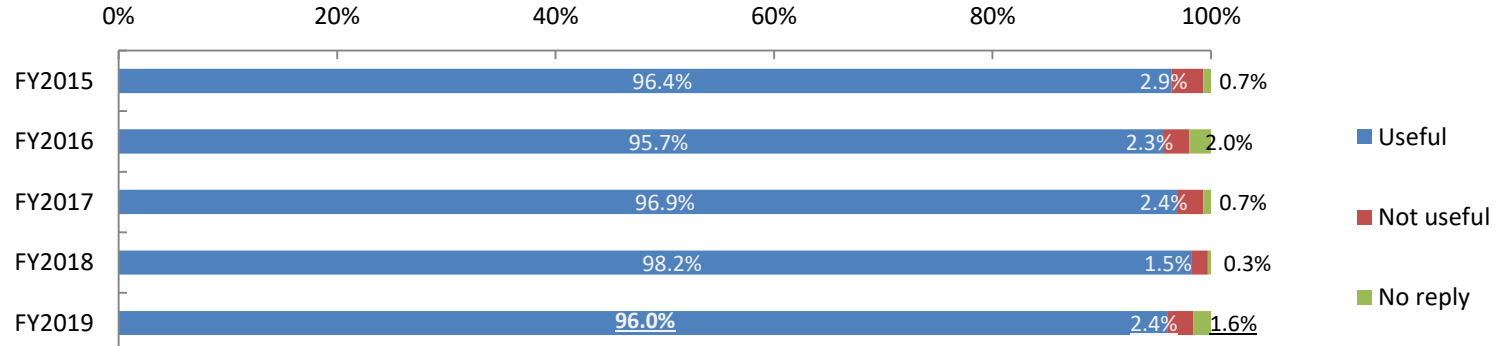
Job categories increasing are Machinery (28.2%), Others (19.6%) and Food manufacturing (15.9%)



Effect from technical intern training

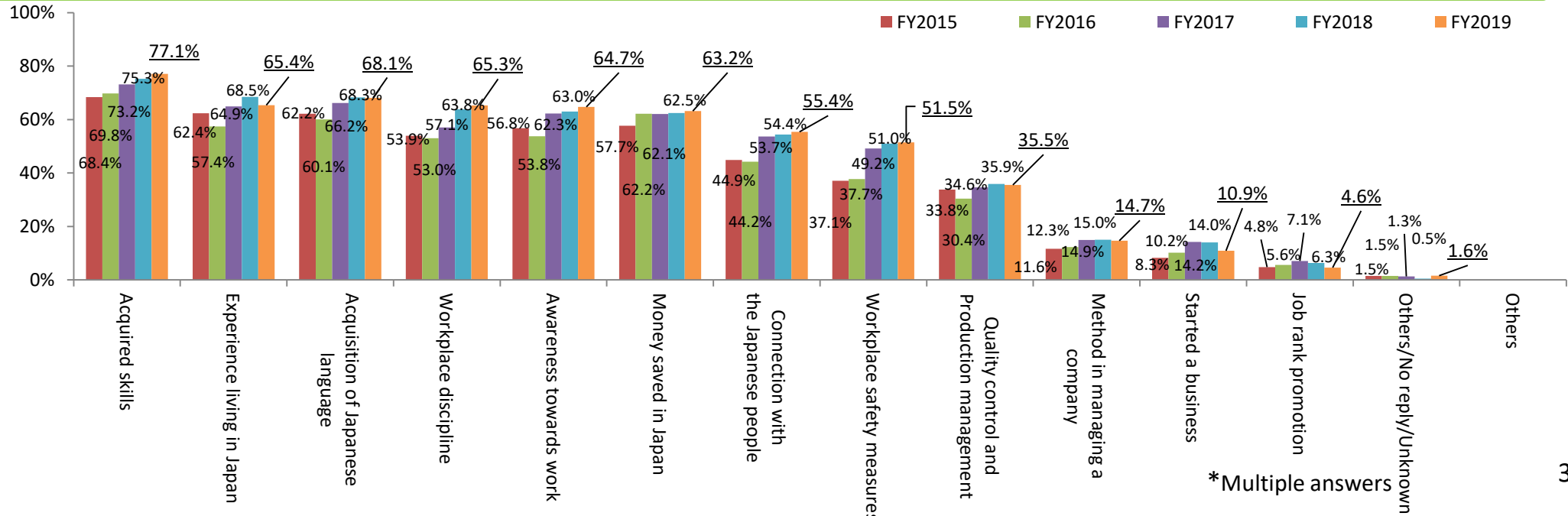
Effect from technical intern training

96.0% of the respondents answered that what they learned during the technical intern training period was “useful”.



Details why trainees consider it useful

As for the specific details that were useful, “Technical skills acquired” was the highest at 77.1%, followed by “Acquisition of Japanese language” at 68.1% and “Experience living in Japan” at 65.4%.

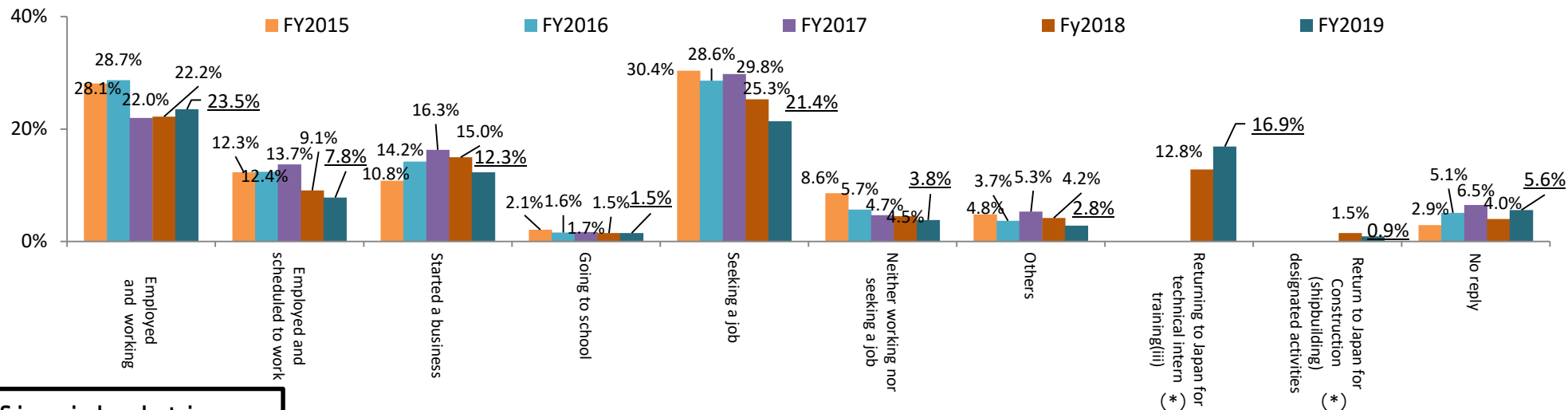


Employment status after returning to home countries

Employment status after returning to home countries

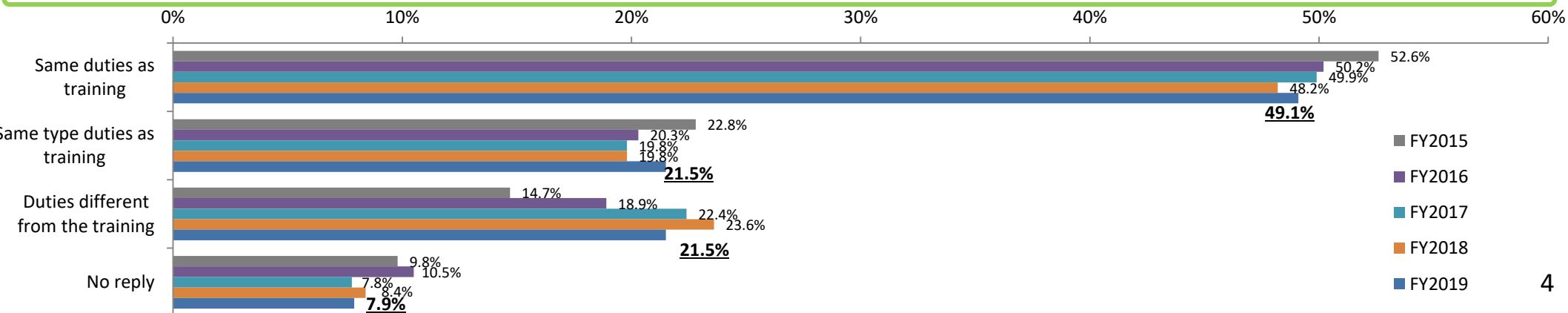
* "Returning to Japan for technical intern training (iii)" and "returning to Japan for construction (shipbuilding) designated activities" were added to options from FY2018. "Construction (shipbuilding) designated activities" is a status of residence related to emergency and temporary measures to accept foreign workers engaged in the construction (shipbuilding) field.

In relation to the employment status after returning to their home countries, 43.6% of the respondents answered "employed and working" (23.5%), employed and scheduled to work (7.8%), or started a business (12.3%). In addition, 21.4% of the respondents answered "seeking a job". For status by job categories, see p. 9, by nationality, see p.10 and by training categories, see p.11.



Specific job duties

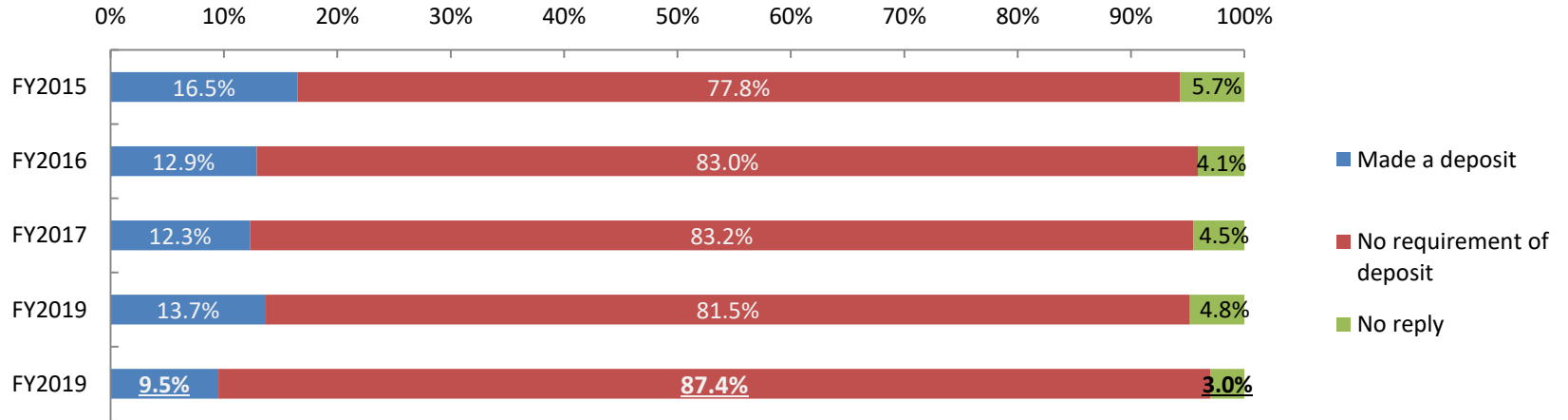
Among the respondents who answered either "employed and working", "employed and scheduled to work" or "started a business", 70.6% responded that their specific job duties are "same as the training" (49.1%) or "same type as the training" (21.5%).



Security deposits

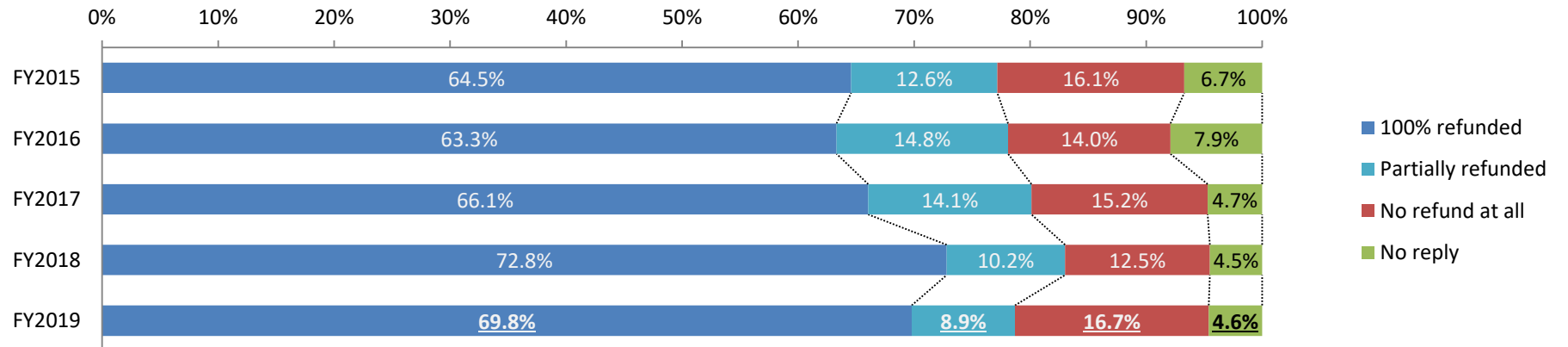
Security deposits

87.4% of the respondents answered that they were not required to pay any security deposits.



Refund of security deposits

In regards to the question on refund of security deposit, 69.8% of the respondents answered that the full amount of the deposit was refunded.



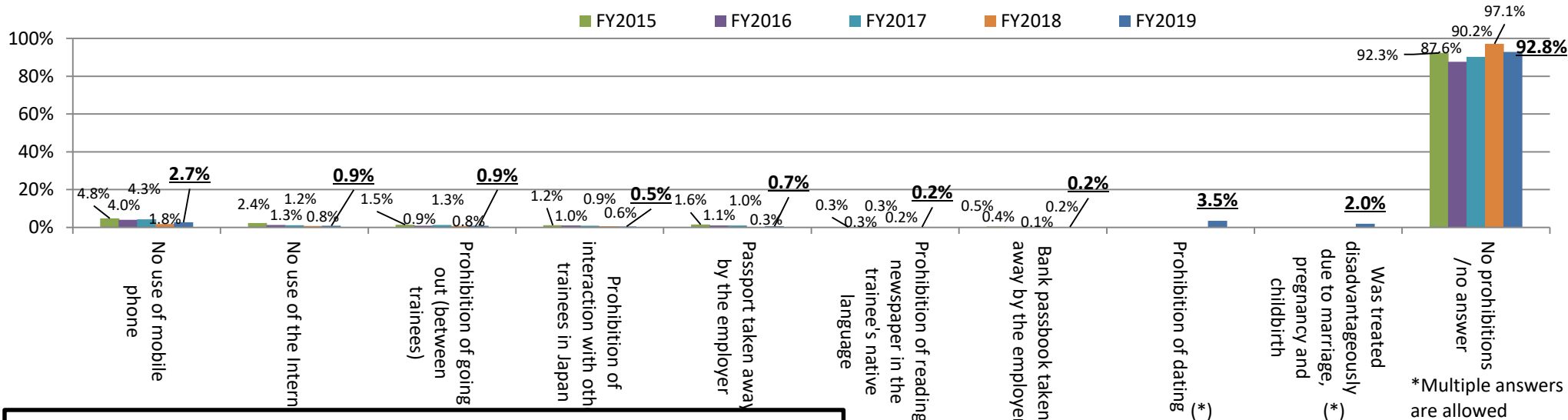
* "Security deposit" refers to money, property, etc. deposited by the trainee or his/her family members to a sending organization or supervising organization, which is to be compensated for these entities if the trainee disappears or other reasons. It is not a debt to meet expenses such as costs in going to Japan.

Problems during stay in Japan

Prohibited activities during training(staying) in Japan

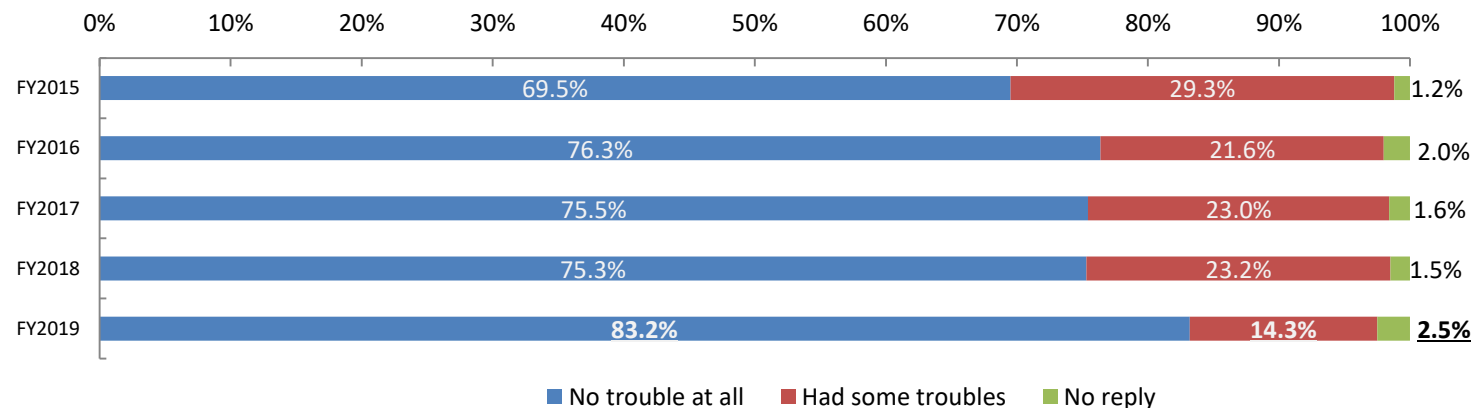
* “Prohibition of dating”, and “Was treated disadvantageously because of marriage, pregnancy and child birth”, were added to the options on FY2019.

92.8% of the respondents answered that they were not prohibited from any activities (including respondents who did not answer the question). 3.5% which represents the largest share among prohibited activities answered that they were prohibited from dating, followed by those who answered that they were prohibited in using mobile phone at 2.7%.

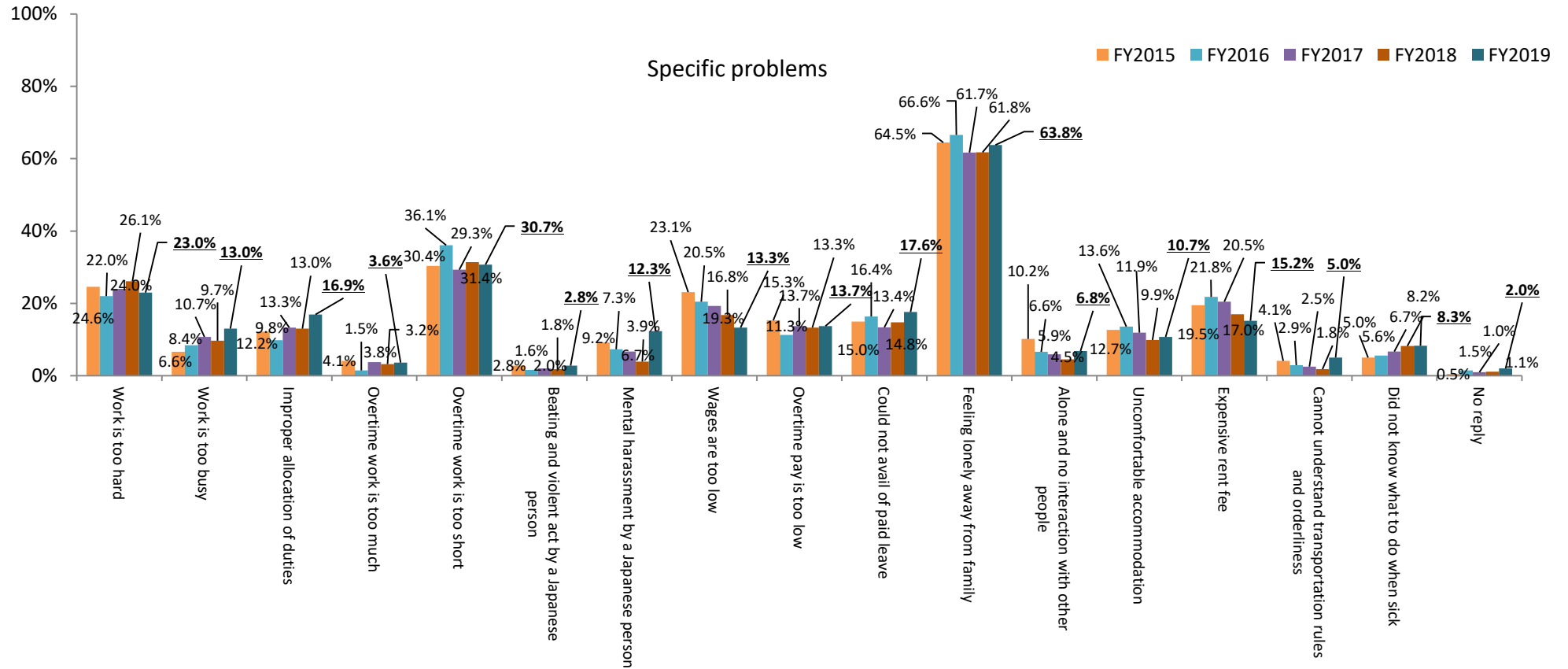


Problems during the training (staying) period

In response to the question of whether the trainees had any troubles in Japan except for communication, 83.2% responds that they had “no trouble”. The most specific content of the answer “I had some troubles” was “feeling lonely away from family” at 63.8%



Troubles during stay in Japan



Free comment field (other opinions)

*Multiple answers allowed

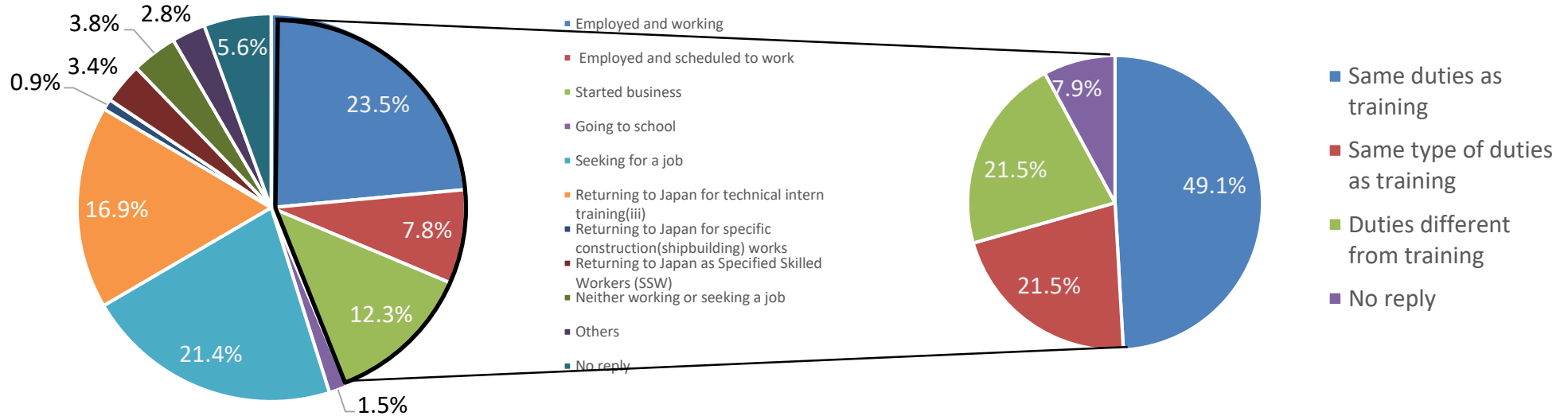
870 out of 7,096 respondents gave their opinions including the following (except for those mentioned above)

- I think that support of Japanese study should continue even after coming to Japan.
- I wish for more tolerance regarding worship time (religious customs).
- It is better to have female instructor/staff to be able to consult without hesitation when problem occurs.
- Level 3 test is difficult for foreigners.
- At first I didn't understand the work and the Japanese language and it was difficult. But as time went on, I was able to understand and I enjoyed it.
- I am glad that I was able to learn a lot of Japanese language, skills, discipline, etc. through the technical intern training.
- I felt discrimination because I was a foreign worker, so I think it should be equal treatment.
- I wish there is a recommendation for a place to work after returning to home country.

Employment status after returning to home countries (general)

Employment status after returning home

In relation to the employment status after returning to their home countries, 43.6% of the respondents answered either “employed and working” (23.5%), “employed and scheduled to work” (7.8%) or “started a business” (12.3%). Among the respondents who answered “employed and scheduled to work” or “started a business”, 70.6% responded that their specific job duties are “same as the training” (49.1%) or “same type as the training” (21.5%).



	FY2019	(FY2018)		FY2019	(FY2018)
Employed and working	23.5%	(22.2%)	Same duties as training	49.1%	(48.2%)
Employed and scheduled to work	7.8%	(9.1%)	Same type of job as training	21.5%	(19.8%)
Started a business	12.3%	(15.0%)	Total of the above 2 items(*1)	70.6%	(68.0%)
Total of the above 3 items (* 1)	43.6%	(46.2%)	Duties different from training	21.5%	(23.6%)
Going to school	1.5%	(1.5%)	No reply	7.9%	(8.4%)
Seeking for a job	21.4%	(25.3%)			
Returning to Japan for technical intern training iii(*2)	16.9%	(12.8%)			
Specific construction (shipbuilding) works (*2)	0.9%	(1.5%)			
Returning to Japan as SSW	3.4%	2.3%			
Neither working or seeking a job	3.8%	(4.5%)			
Others	2.8%	(4.2%)			
No reply	5.6%	(4.0%)			

(*1) Due to rounding up, the figures are not necessarily identical.
 (*2) “Returning to Japan for technical intern training (iii)” and “returning to Japan for construction (shipbuilding) designated activities” were added to options from FY2018.
 “Construction(shipbuilding) designated activities”, is a status of residence related to emergency and temporary measures to accept foreign workers engaged in the construction (shipbuilding) field.

Employment status after returning to home countries (by job categories)

		Agriculture	Fisheries	Construction	Food Manufacturing	Textiles	Machinery	Others
Employment status after returning to home countries	Employed and working	24.4%	32.1%	13.2%	16.6%	27.3%	27.2%	27.9%
	Employed and scheduled to work	6.6%	4.6%	8.8%	6.7%	10.4%	8.0%	7.7%
	Started a business	20.6%	17.4%	12.6%	10.0%	8.3%	11.4%	11.3%
	Total of the above 3 items(*)	51.6%	54.1%	34.6%	33.3%	46.0%	46.6%	46.9%
	Going to school	0.4%	1.8%	0.9%	2.7%	0.5%	2.1%	1.4%
	Seeking a job	16.0%	17.4%	20.4%	17.6%	16.7%	26.0%	25.1%
	Returning to Japan for technical intern training iii	9.0%	18.3%	27.3%	28.7%	20.0%	12.2%	11.7%
	Returning to Japan as construction (shipbuilding) designated activities	0.1%	0.0%	4.7%	0.0%	0.3%	0.8%	0.4%
	Returning to Japan as SSW	3.3%	3.7%	4.4%	5.2%	2.4%	2.8%	2.8%
	Neither working or seeking a job	3.7%	2.8%	2.3%	5.1%	7.3%	3.1%	3.5%
	Others	2.1%	0.0%	1.8%	3.1%	3.4%	3.0%	3.1%
	No reply	13.7%	1.8%	3.6%	4.3%	3.3%	3.4%	5.1%
Specific job duties	Same duties as training	43.9%	44.1%	45.9%	44.0%	67.8%	50.6%	47.8%
	Same type of duties as training	22.8%	22.0%	19.9%	25.9%	16.3%	19.1%	24.0%
	Total of the above 2 items(*)	66.7%	66.1%	65.8%	69.9%	84.1%	69.7%	71.8%
	Duties different from training	23.0%	16.9%	24.1%	22.9%	9.9%	23.5%	21.0%
	No reply	10.2%	16.9%	10.1%	7.2%	6.0%	6.8%	7.2%

(※) Due to rounding up, the figures are not necessarily identical.

Employment status after returning to home countries (by nationality)

		China	Vietnam	Indonesia	Philippines	Thailand
Employment status after returning to home countries	Employed and working	37.6%	11.2%	13.5%	31.1%	44.0%
	Employed and scheduled to work	9.8%	5.2%	4.9%	14.5%	10.7%
	Started a business	12.5%	10.3%	20.5%	7.9%	4.6%
	Total of above 3 items (*)	59.9%	26.7%	38.9%	53.5%	59.3%
	Going to school	0.4%	2.6%	1.4%	0.0%	3.1%
	Seeking for a job	15.9%	22.7%	34.8%	12.9%	14.8%
	Returning to Japan for technical intern training iii	7.0%	29.9%	11.6%	14.4%	10.5%
	Returning to Japan as construction (shipbuilding) designated activities	0.1%	1.5%	0.4%	2.9%	0.0%
	Returning to Japan as SSW	0.9%	5.7%	3.1%	4.6%	2.0%
	Neither working or seeking a job	6.1%	2.6%	1.2%	4.4%	7.0%
	Others	2.9%	3.0%	3.1%	1.9%	0.9%
	No reply	6.8%	5.2%	5.5%	5.4%	2.6%
Specific job duties	Duties same as training	54.4%	44.8%	28.9%	51.7%	69.5%
	Duties same as type of training	23.2%	22.5%	22.2%	17.1%	16.5%
	Total of the above 2 items (*)	77.6%	67.3%	51.1%	68.8%	86.0%
	Duties different from training	15.3%	23.8%	37.8%	22.7%	11.4%
	No reply	7.0%	8.8%	11.2%	8.5%	2.6%

(*) Due to rounding up, the figures are not necessarily identical.

Employment status after returning to home countries (by technical training)

		i	ii	iii
Employment status after returning to home countries	Employed and working	36.3%	19.0%	25.5%
	Employed and scheduled to work	6.1%	8.3%	8.5%
	Started a business	13.5%	11.1%	12.8%
	Total of the 3 above items (*)	55.9%	38.4%	46.8%
	Going to school	1.1%	1.6%	2.3%
	Seeking for a job	16.6%	23.9%	16.0%
	Returning to Japan for technical intern training iii	7.7%	20.3%	18.9%
	Returning to Japan as construction (shipbuilding) designated activities	1.5%	0.8%	0.6%
	Returning to Japan as SSW	4.0%	3.0%	5.7%
	Neither working or seeking a job	2.4%	4.4%	3.5%
	Others	1.9%	3.1%	2.6%
	No reply	9.1%	4.3%	3.6%
Specific job duties	Duties same as training	52.1%	50.9%	33.2%
	Duties same as type of training	19.7%	20.7%	34.8%
	Total of the above 2 items (*)	71.8%	71.6%	68.0%
	Duties different from training	20.1%	21.4%	25.8%
	No reply	8.1%	7.0%	6.1%

(*) Due to rounding up, the figures are not necessarily identical.