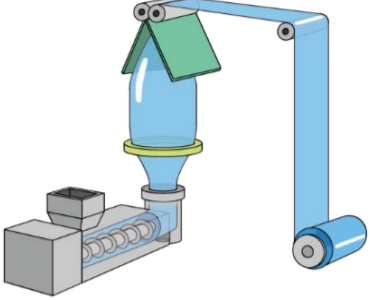
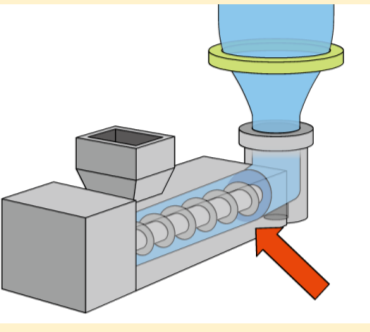
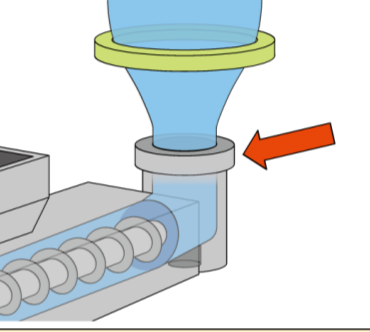
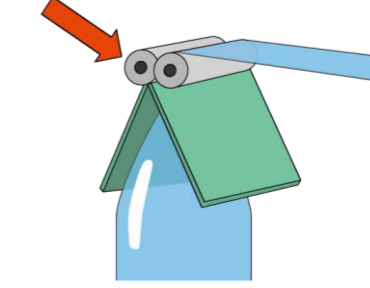
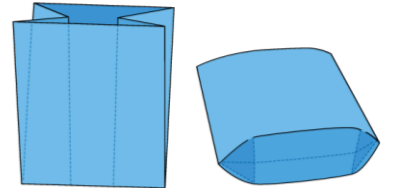


No.	Word/Phrase	How to read (Hiragana)	Translation	Note	Example	Image
1	インフレーション成形機	いんふれーしょんせいけいき	Inflation molding machine			
2	押出機	おしだしき	Extruder	A device that pushes heat-melted resin toward the die.		
3	ダイ	だい	Die	A mold that extrudes resin in inflation molding.		
4	エア	えあー	Air	Air (エア) is blown into the film-like resin to inflate it.		
5	エアリング	えあーりんぐ	Air ring	The air that has passed through the air ring cools and hardens the resin, which has expanded into a tube shape.		
6	安定板	あんていいた	Stabilizer plate	The part that stabilizes the airflow and the film.		
7	引取機	ひきとりき	Take-up machine	The solidified, film-like molded part is taken up and conveyed to the winding machine.		

No.	Word/Phrase	How to read (Hiragana)	Translation	Note	Example	Image
8	巻取機	まきとりき	Winding machine			
9	チューブ	ちゅーぶ	Tube			
10	フィルム	ふいるむ	Film			
11	巻き取る	まきとる	To wind up		まきとりき 巻取機でフィルムを巻き取りま す。	Wind up the film with the winding machine.
12	紙管	しかん	Paper core	The core of the raw film roll.		
13	原反	げんたん	Raw film roll	The molded film that has been wound up. The state before printing or bag making.		
14	折径	おりけい	Half-folded width	The diameter of the tube- shaped film.		
15	厚み	あつみ	Thickness			
16	製袋	せいたい	Bag making	Forming the raw film roll into the shape of a bag.		
17	ヒートシール	ひーとしーる	Heat seal	Heat-welding the part that will become the bottom of the bag.		

No.	Word/Phrase	How to read (Hiragana)	Translation	Note	Example		Image
18	ガゼット加工	がぜっとかこう	Gusseting	Folding the sides or bottom of the bag inward to form a gusset.			
19	ミシン目	みしんめ	Perforation				